

BB4414



APP BULGE BUSTER KIT

Do not use the Bulge Buster Kit to reload for the 40 S&W Glock or similar guns with chambers that do not fully support the cartridge due to the intrusion of the feed ramp.

- ① Remove crimp sleeve



and adjusting
screw from
carbide
factory crimp die.

Please note: if you have case slider installed, insure the jaws are backed out (maximum jaw opening).

- ② Select

appropriate
intake funnel
and insert
into Bulge
Buster intake
funnel holder.

CARBIDE FACTORY CRIMP	CARTRIDGE	INTAKE FUNNEL
90867	380 ACP	380
90862	10mm, 40 S&W	10/40
90416	41 AE, 41 MAG	45
90864	45 ACP, 45 GAP, 45 WIN MAG	45

Intake funnel
Roll mark in first
Bulge Buster intake
funnel holder



Continued...

LEE


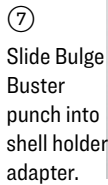
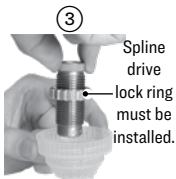
LEE PRECISION, INC.

4275 COUNTY ROAD U • HARTFORD WI 53027


www.leeprecision.com

APP BULGE BUSTER KIT







Assemble the Bulge Buster and Carbide Factory Crimp Die.



Tighten with
a $\frac{1}{3}$ of a turn
clockwise.



Install bulge buster
assembly and tighten a
 $\frac{1}{3}$ of a turn clockwise.



Insert cases into feed
tube (**case mouth down
first**) with case inserter
assembly underneath.

Case
mouth
down
first



Push case through. **BUSTED!** Bulge
busted cases conveniently collect
in catch container or use your
empty powder container for even
more capacity.



WARNING: This product may contain steel alloyed with trace amounts of lead and other elements which are known to the State of California to cause reproductive harm and cancer. For more information, go to www.P65Warnings.ca.gov. To prevent exposure, do not alter the product by welding, grinding, etc.