

BULGE BUSTER KIT INSTRUCTIONS

The Lee Bulge Buster Kit restores free function of rimless cases that have low base bulges. Low base bulges usually occur from chambers that do not fully support the cartridge or cases resized in carbide dies from manufacturers other than Lee. These show a noticeable stop ring near the base. You will most likely find cases with these problems in mixed range brass.

Do not use the Bulge Buster Kit to reload for the 40 S&W Glock or similar guns with chambers that do not fully support the cartridge due to the intrusion of the feed ramp.




WARNING This product may contain steel alloyed with trace amounts of lead and other elements which are known to the State of California to cause reproductive harm and cancer. For more information, go to www.P65Warnings.ca.gov. To prevent exposure, do not alter the product by welding, grinding, etc.

The Lee Guarantees

LEE RELOADING PRODUCTS are guaranteed not to wear out or break from normal use for two full years or they will be repaired or replaced at no charge if returned to the factory. Any Lee product of current manufacture, regardless of age or condition, will be reconditioned to new, including a new guarantee, if returned to the factory with payment equal to half the current retail price.


SERVICE PARTS

Sleeve	BB1853
Punch	BB1857
Red Sizer Box	BS2800



①

► Install push pin into shell holder slot.



②

► Remove adjusting screw and crimp sleeve from appropriate Lee Factory Crimp die. Install guide sleeve into the Factory Crimp body.



Factory Crimp Die Selection	380 Auto	90867
	357 Sig, 40 S&W, 10mm	90862
	400 COR-BON, 45 GAP, 45 ACP, 45 Win Mag	90864
	41 Action Express	90416

③

► Raise the ram with push pin to the top of its stroke. Screw the Factory Crimp Die into the press until the push pin enters the Factory Crimp Die—a minimum of ¼ inch. (This will push the case completely through the carbide insert.)



④

◀ Install the case catcher over the guide sleeve. If you own a Pro 1000, Pro 4000 or Six Pack Pro, the guide sleeve is sized to accept the case feed tubes. Also sold separately # 90661

► Squeeze the tube when removing from the guide sleeve and you can transfer the filled tube directly to your progressive press.




⑤

► Slide a resized or loaded case onto the base of the push pin (**case mouth up**) and raise the ram to push the case completely through the die. The cases will accumulate in the catch container. If you are using Lee carbide reloading dies, you likely will need to process cases during the first reloading only. Lee sizing dies have a special contour grind that usually prevents the objectionable base bulge that commonly occur on ordinary carbide dies.



Looking to increase speed?



Lee App press & App Bulge Buster kit allow you to automate case feeding and process cases as fast as you can pull the lever.

Details on reverse ►

APP



AUTOMATIC PROCESSING PRESS

Fastest way to size cast bullets & more!

DEPRIME • BULGE BUST SIZE CAST BULLETS • PRIMER POCKET SWAGE • SIZE CASES

APP PRODUCT NO 90933

Complete with all of the feed tubes, tube supports, risers and case sliders. Includes bottle adapter to collect spent primers or sized bullets.



Restore free function of rimless cases that have low base bulges with the **App Bulge Buster Kit** No. 91572

Visit our website www.leeprecision.com
to see the APP in action

LEE

LEE PRECISION, INC.
4275 Hwy. U • Hartford WI 53027
www.leeprecision.com



SCAN ME

Deluxe APP shown
on optional
Reloading Stand. #90688